

Update on 2021 results of IMI-SDG6

Phase 2 (2019-2022)

2019

Methodology refinement and capacity building

2020

Global data drive and capacity building

2021

Validation, analysis and progress reporting

2022

Input to high-level processes

Key external events

Data requests from UNSD

- Every year

High-level Political Forum (HLPF)

- Every year
- Next in-depth review of SDG 6 in 2023

One-day high-level meeting of the President of the General Assembly

- New York in 2021

Preparatory process Midterm Comprehensive Review of International Decade for Action (2018-2028)

- Regional and global meetings, 2022

United Nations Conference on the Midterm Comprehensive Review of International Decade for Action

- New York, World Water Day 2023

Outcomes and outputs (short titles)

1. Countries collect, analyse and report SDG 6 data

- 1.1 Monitoring framework
- 1.2 Technical support to countries
- 1.3 Validated country data**
- 1.4 Progress reporting and analysis**
- 1.5 Country use of data

2. Policy- and decision-makers at all levels use SDG 6 data

- 2.1 Institutional support to countries
- 2.2 Informed policy- and decision-makers**
- 2.3 Coordinated global monitoring and reporting



1.1 Monitoring framework (1)



- **621** Workshop and synthesis report on lessons for monitoring safe management of on-site sanitation systems
- **631** Refined monitoring methodology for domestic and total/industrial
- **631** Regular meetings with UNSD, Eurostat and OECD on refinements to wastewater questionnaires
- **631** City-level urban wastewater monitoring mechanism developed (City Wise Inclusive Sanitation project with Bill & Melinda Gates Foundation)
- **641** Refined methodology for agronomic parameters ongoing
- **642** Two technical papers on environmental flows finalized
- **642** Peer-reviewed paper on data interpretation and methodological refinement



1.1 Monitoring framework (2)



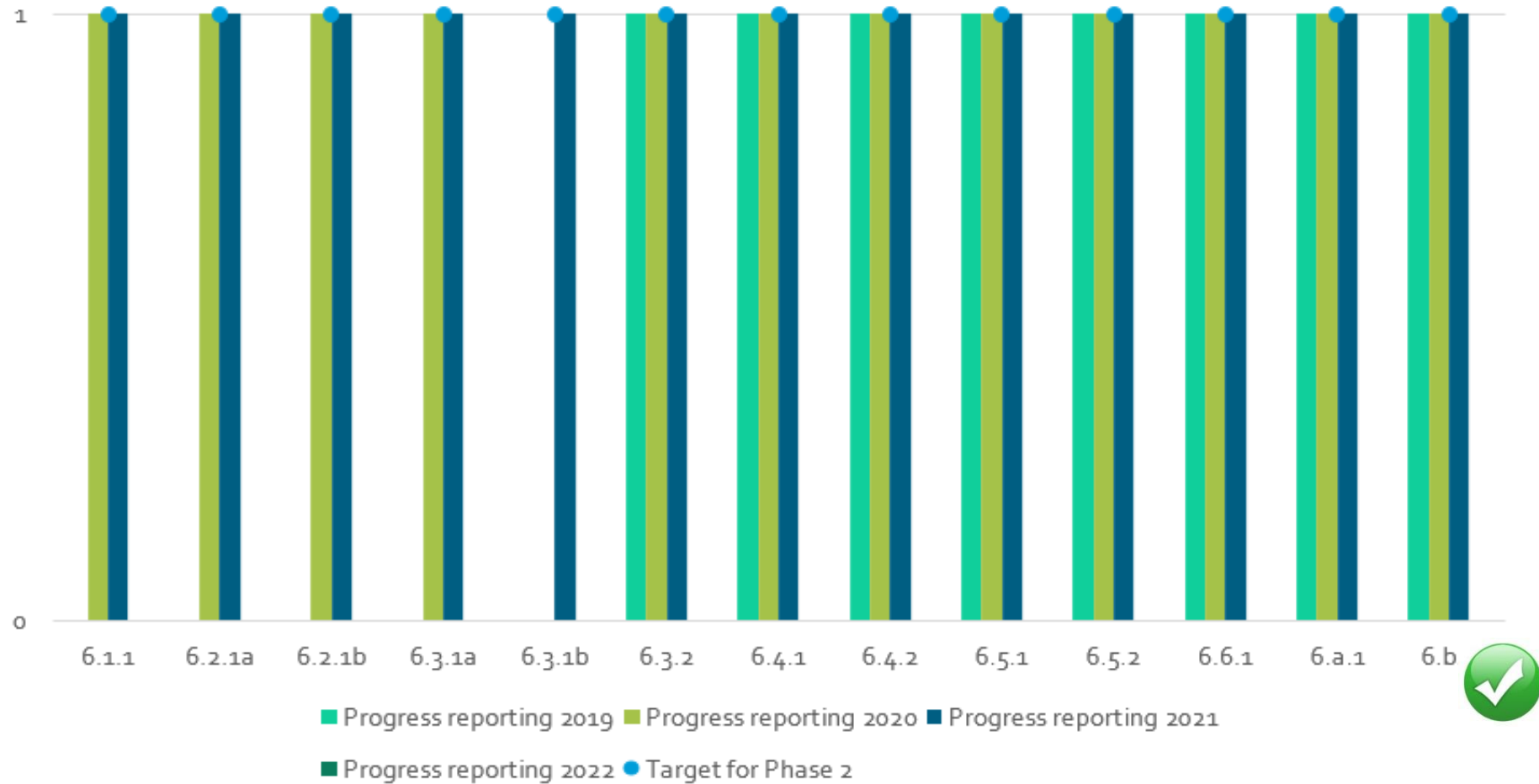
- **642** Protocol for indicator spatialization at basin level ongoing (to be pilot tested in four countries in 2022)
- **641-642** Support tool package for national workshops developed and translated
- **641-642** SWOT analysis and data flow analysis tools developed and implemented
- **661** Identification of new datasets on river flow, ongoing work to assess relevance and applicability for 661 reporting
- **6a1-6b1** Study on community participation monitoring ongoing
- **611-621, 642** Inventory of existing tools for gender contextualization
- **6a1-6b1** Country survey published, along with associated forms and comprehensive guidance materials



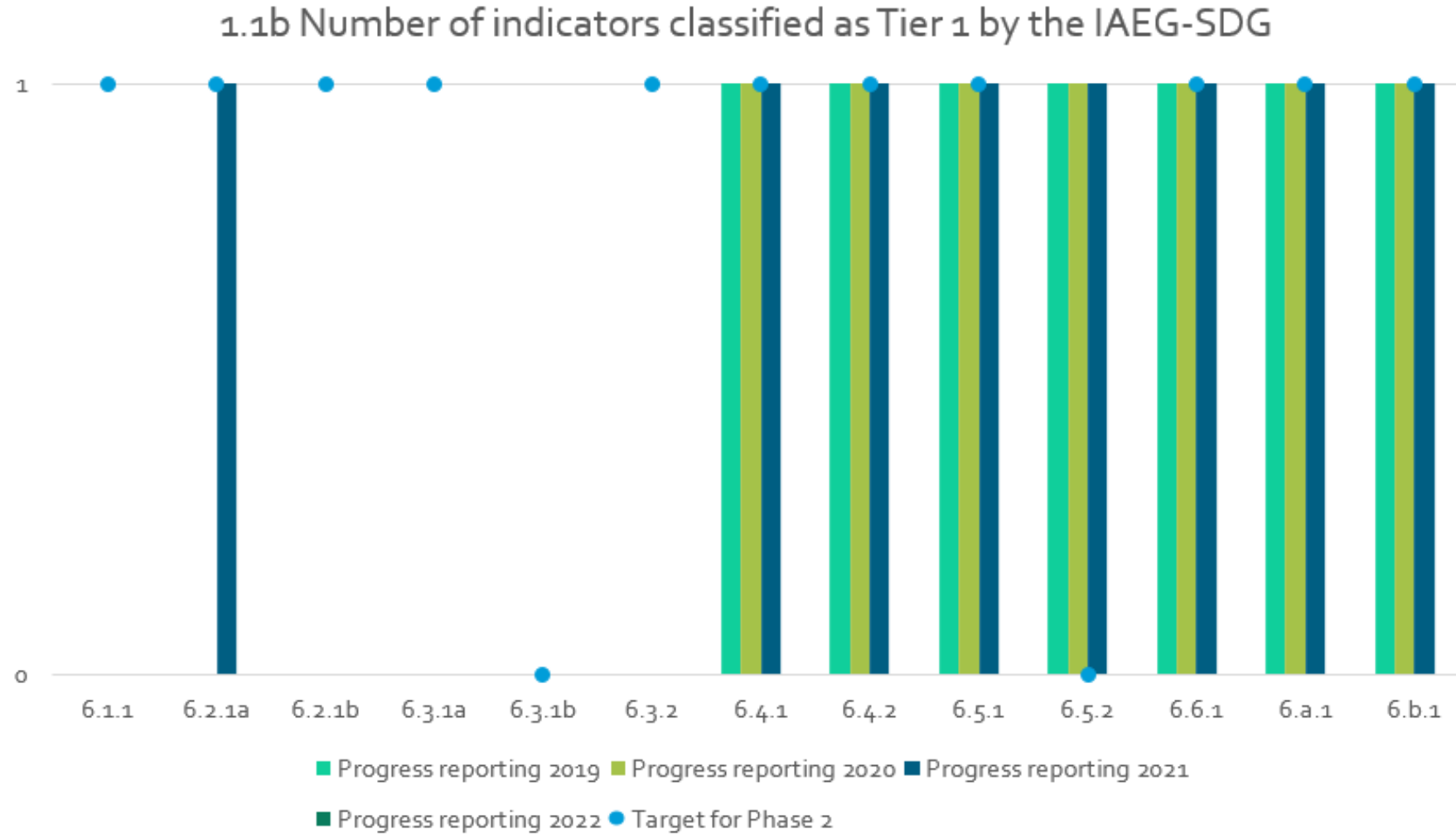
1.1 Monitoring framework




1.1a Number of indicators having methodologies refined



1.1 Monitoring framework




1.2 Technical support to countries (1)



- **611-621** Pilots for monitoring safe management of on-site sanitation systems completed in Bangladesh and Serbia, ongoing in Ecuador, Indonesia, Kenya and Zambia
- **631 total/industrial** Webinar in Latin America and the Caribbean completed (involving 25 countries), planning of webinars in Africa, Arab Region and Asia in early 2022
- **631 total/industrial** Technical support resulting in disaggregated data from 10 previously non-reporting countries
- **632** Efforts to receive late submissions from additional countries
- **632** Data drive feedback survey circulated to focal points, 90 responses received
- **641-642** Regional workshop for Western Africa completed, sub-regional workshop for Algeria and Tunisia (on water management tools) ongoing




1.2 Technical support to countries (2)



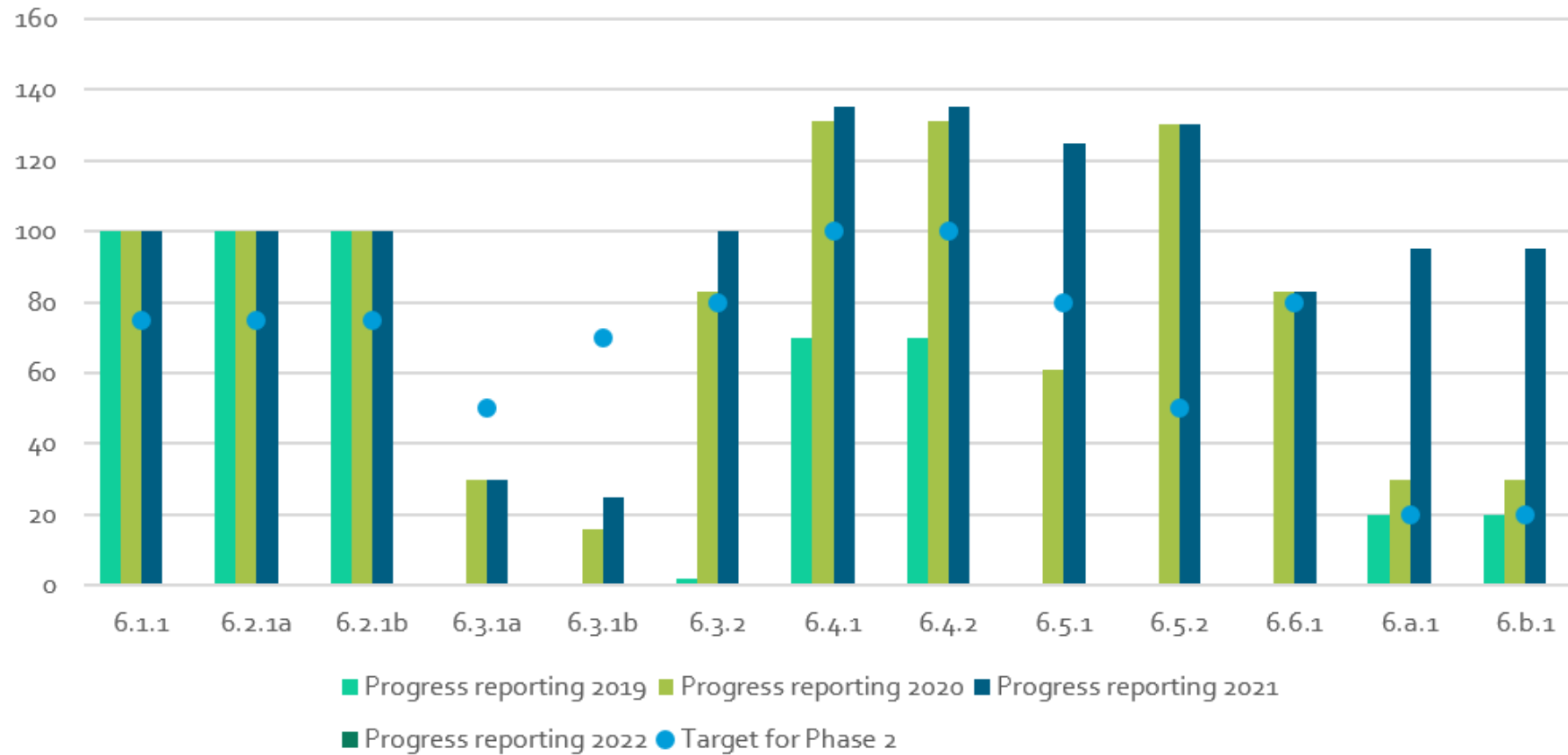
- **651** Stakeholder consultations in 60 countries
- **652** Presentation of results in multiple online and face-to-face events (including CODIA/Latin America/Central America and Mexico, Armenia, Bosnia and Herzegovina, Georgia, Kazakhstan, Kyrgyzstan, North Macedonia, Iraq, China, Turkmenistan)
- **661** Training sessions provided to Kenya, Argentina and Kazakhstan
- **6a1-6b1** Reporting cycle launched in September 2021, completed in April 2022
- **6a1-6b1** Virtual regional workshops took place in EURO, AFRO, PAHO, EMRO and WPRO with 95 Member States
- **6a1-6b1** Support on the development of national WASH accounts based on TrackFin provided to 10 countries




1.2 Technical support to countries



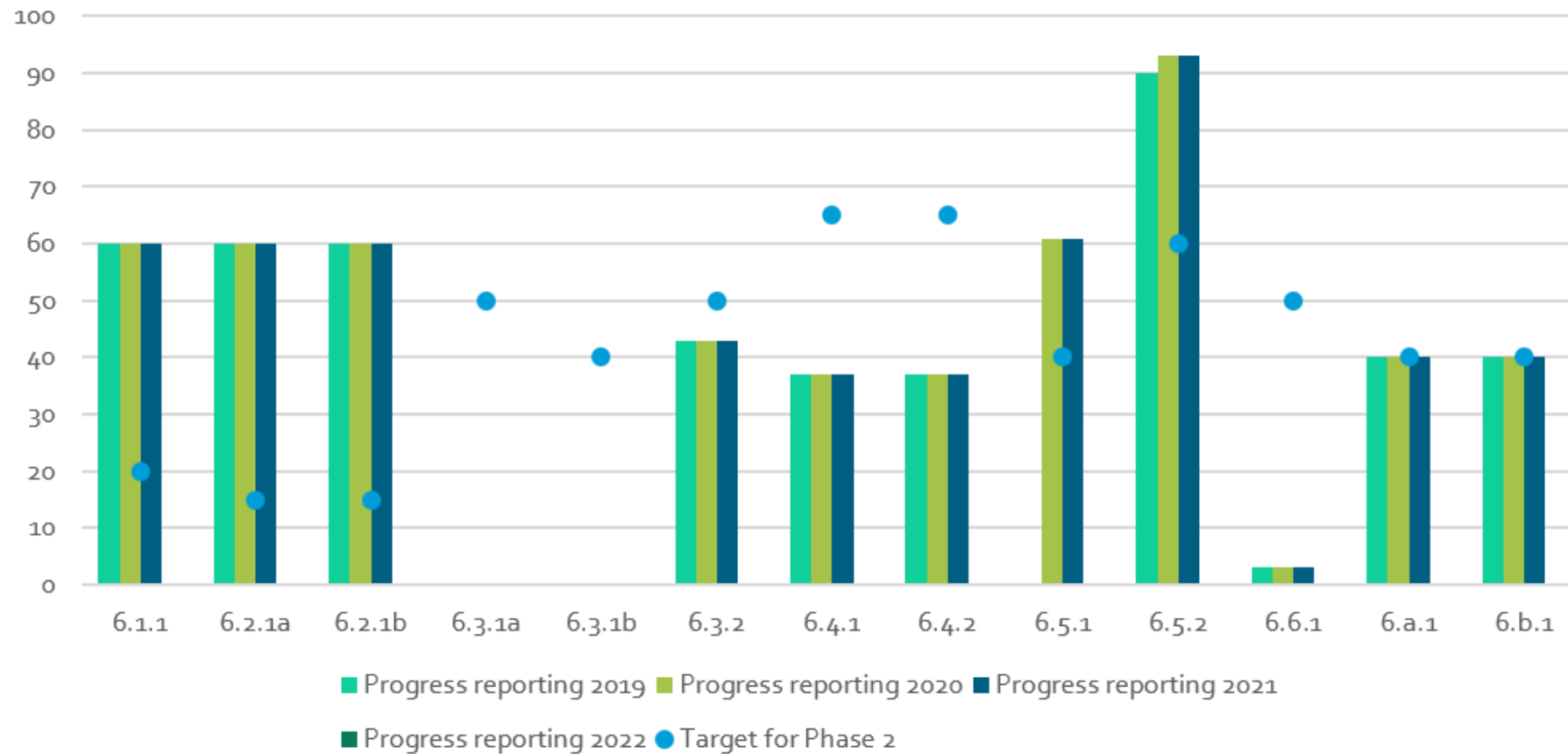
1.2a Number of Member States participating in virtual training/consultation/advisory activities




1.2 Technical support to countries



1.2b Number of Member States participating in face-to-face training/consultation/advisory activities




1.3 Validated country data



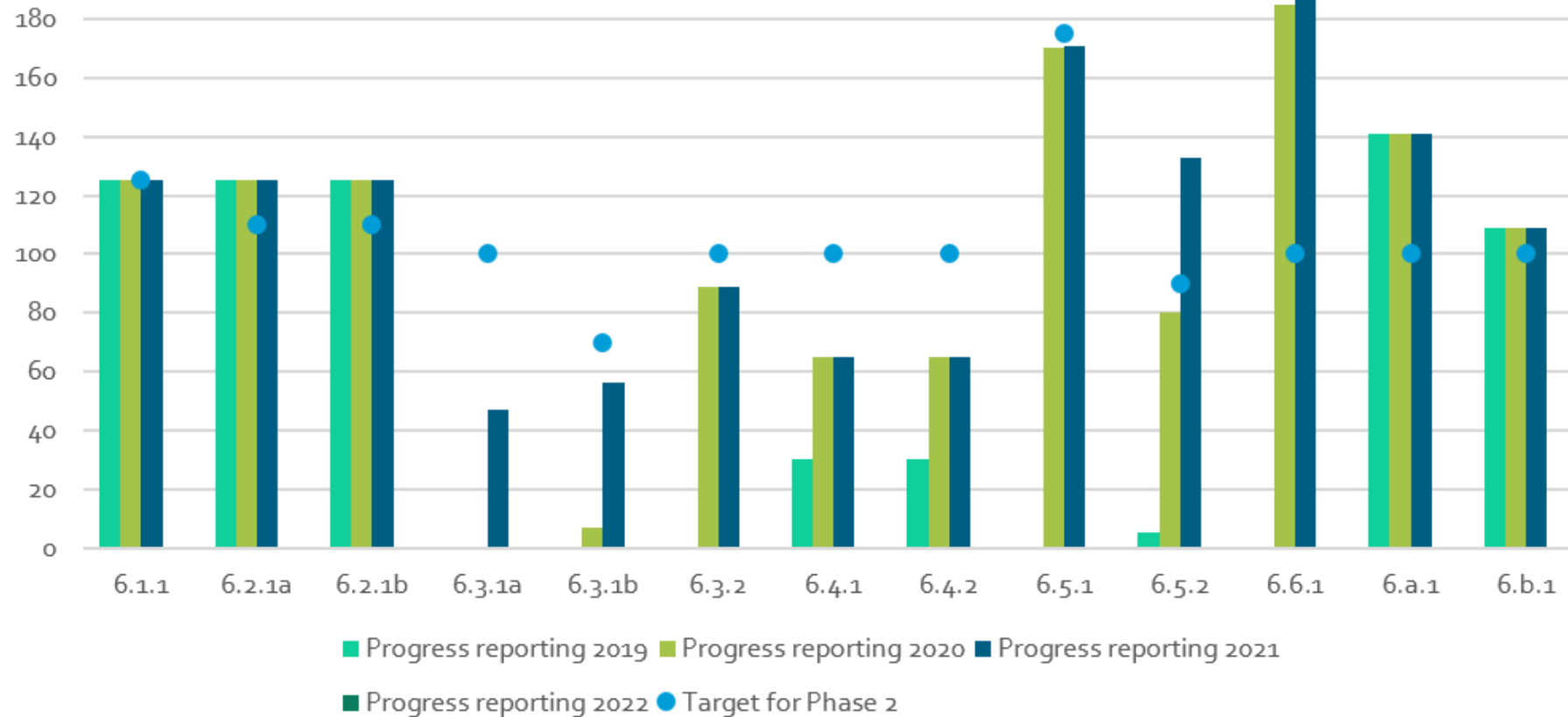
- **611-621** Household country files updated for 234 countries, areas and territories, circulated to UNICEF and WHO offices for 2 month period of country consultation
- **631 domestic** 234 country files prepared and distributed through WHO country offices, feedback received from 47 countries
- **632** Validation of late country submissions
- **641-642** Data received from 71 countries
- **651** Final clearance with focal points of all received and validated country surveys (185)
- **652** Validation of 51 late country submissions (total 129 countries reporting)
- **652** Feedback on region-specific reports produced by UNECA, UNESCWA and CODIA
- **661** EO data ground-truthed within three countries




1.3 Validated country data



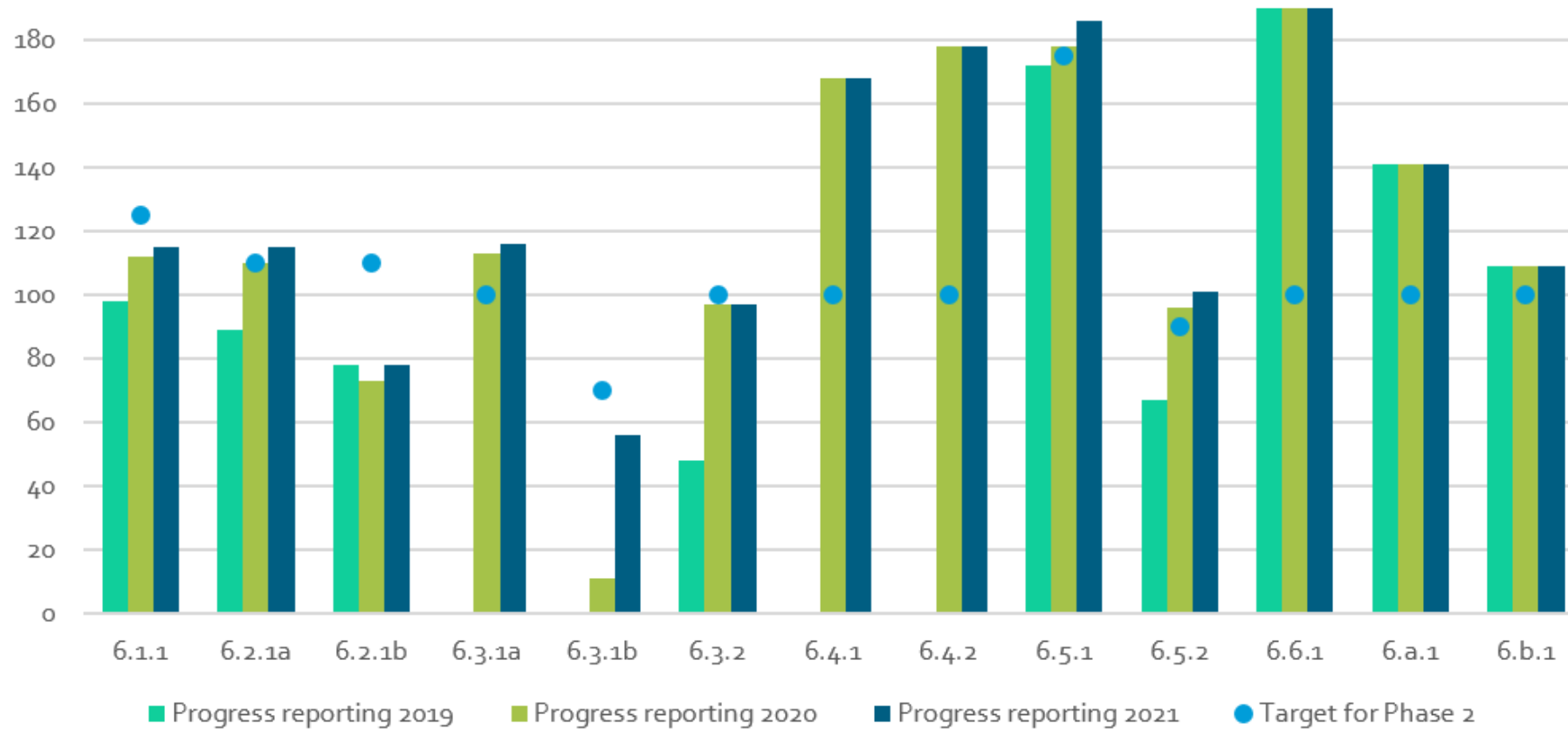
1.3a1 Number of UN Member States submitting / validating data in Phase 2




1.3 Validated country data



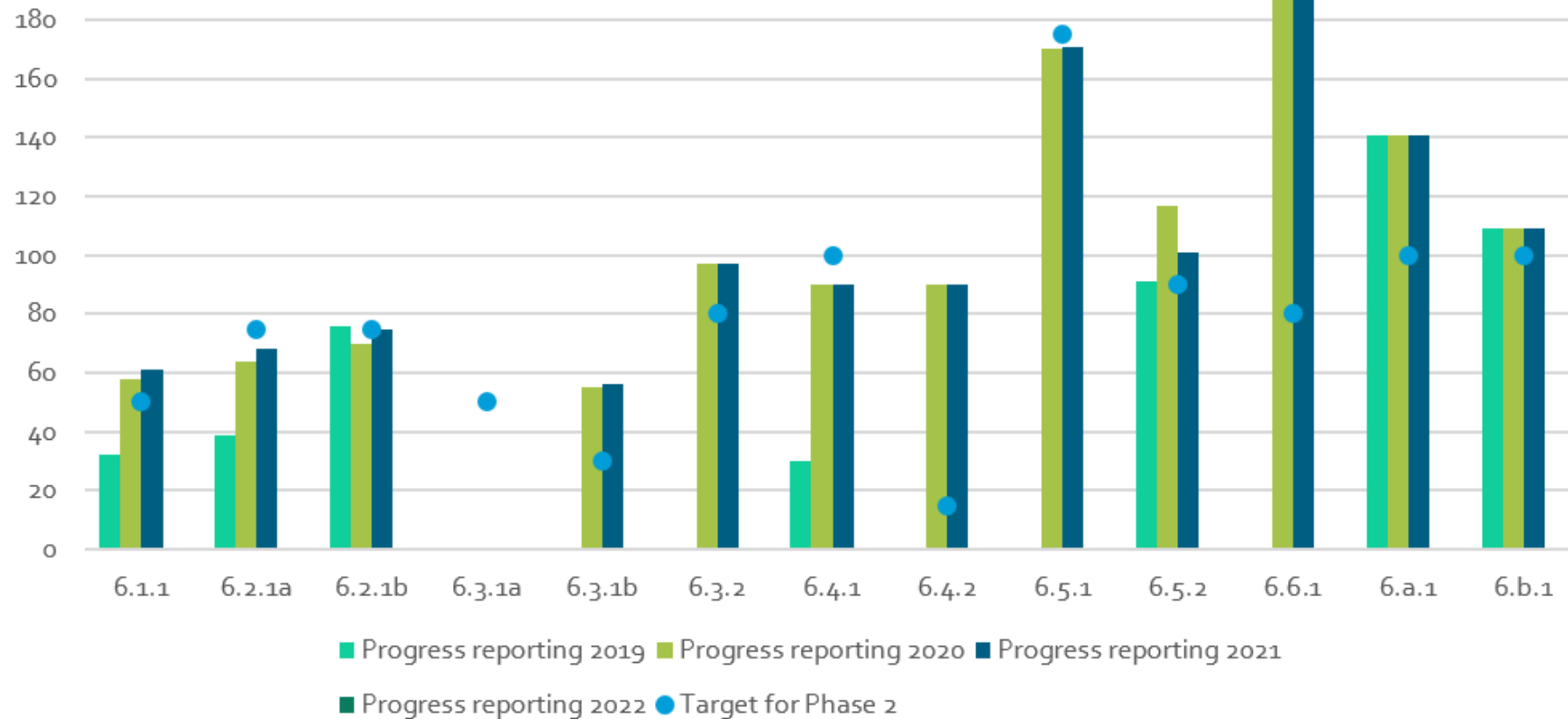
1.3a2 Number of UN Member States with data values in custodian agency databases



1.3 Validated country data



1.3b Number of UN Member States reporting disaggregated data on each indicator



1.4 Progress reporting and analysis



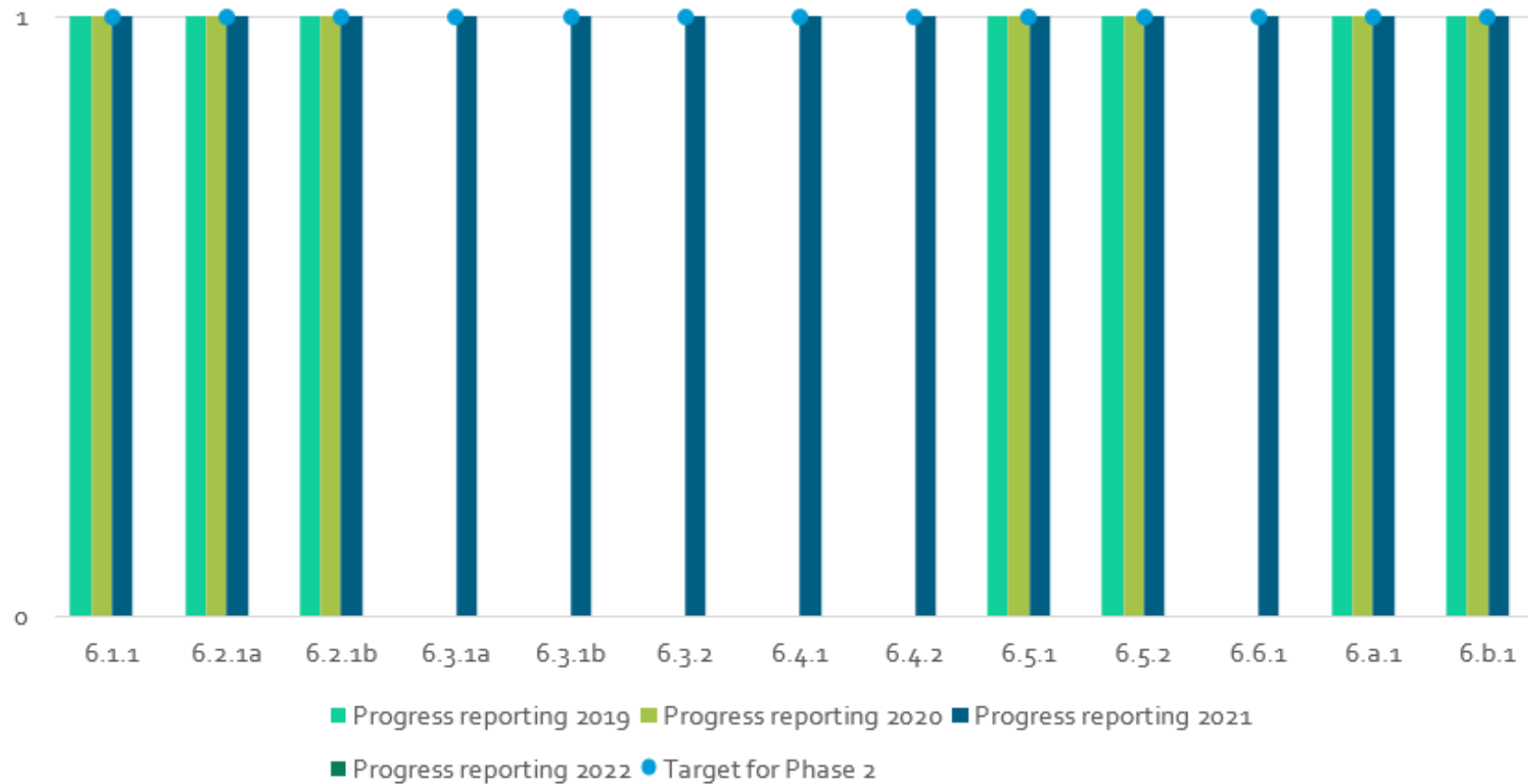
- **611-621** 2021 progress update on WASH in households released in July, disseminated widely and translated into all UN languages, updated data available in JMP data portal, SDG 6 data portal, SDG indicator database
- **631-661** 2021 progress updates released in August (including outreach materials such as infographics, social media cards and in some cases videos), updated data available on agency websites/data portal, SDG 6 data portal, SDG indicator database
- **651-652** Brief on target 6.5 under development
- **All** Data and storyline submissions to UNSD



1.4 Progress reporting and analysis



1.4a Number of SDG 6 global indicators with reports published and disseminated online



1.5 Country use of data



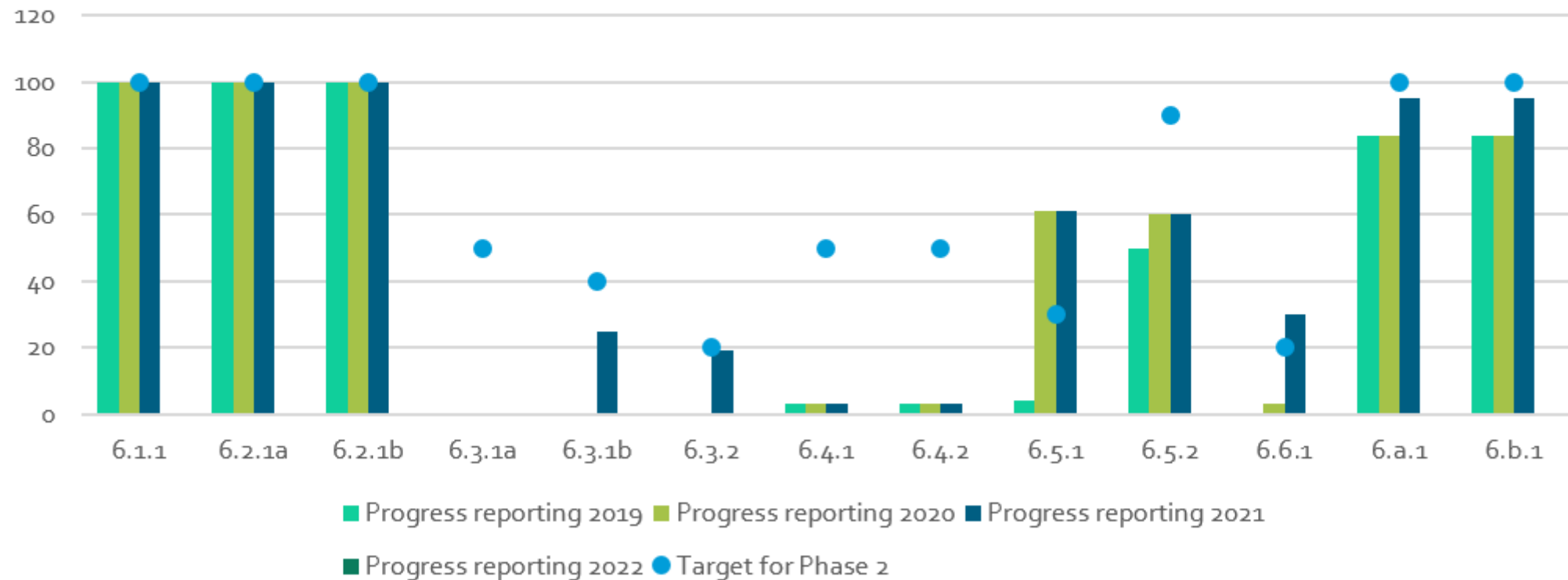
- **631 total/industrial** Two online training courses in partnership with CapNet on “Water Pollution Management in Achieving SDG Target 6.3” and “IWRM for climate resilience”
- **632** Review of ambient water quality objectives/targets included in 2020 reporting, to provide support to other countries defining ambient water quality objectives for improved water body status classification; case study in Jamaica ongoing
- **642** Assessment of country gaps and needs applied in 39 countries during online workshops, analysis of voluntary national reviews ongoing
- **651** Visual data summaries for communication of status and progress produced for all 185 reporting countries
- **651** IWRM plans/roadmaps produced for 6 countries in 2021 via the IWRM Support programme (collaboration with GWP)
- **661** Training modules on assessing data for policy processes developed; training supported in three countries where freshwater action plans are now being developed



1.5 Country use of data



1.5a Number of Member States participating in workshops (national, regional or global) in which one or more SDG 6 global indicators are reviewed and used to set, track or adjust national targets related to management of water and sanitation



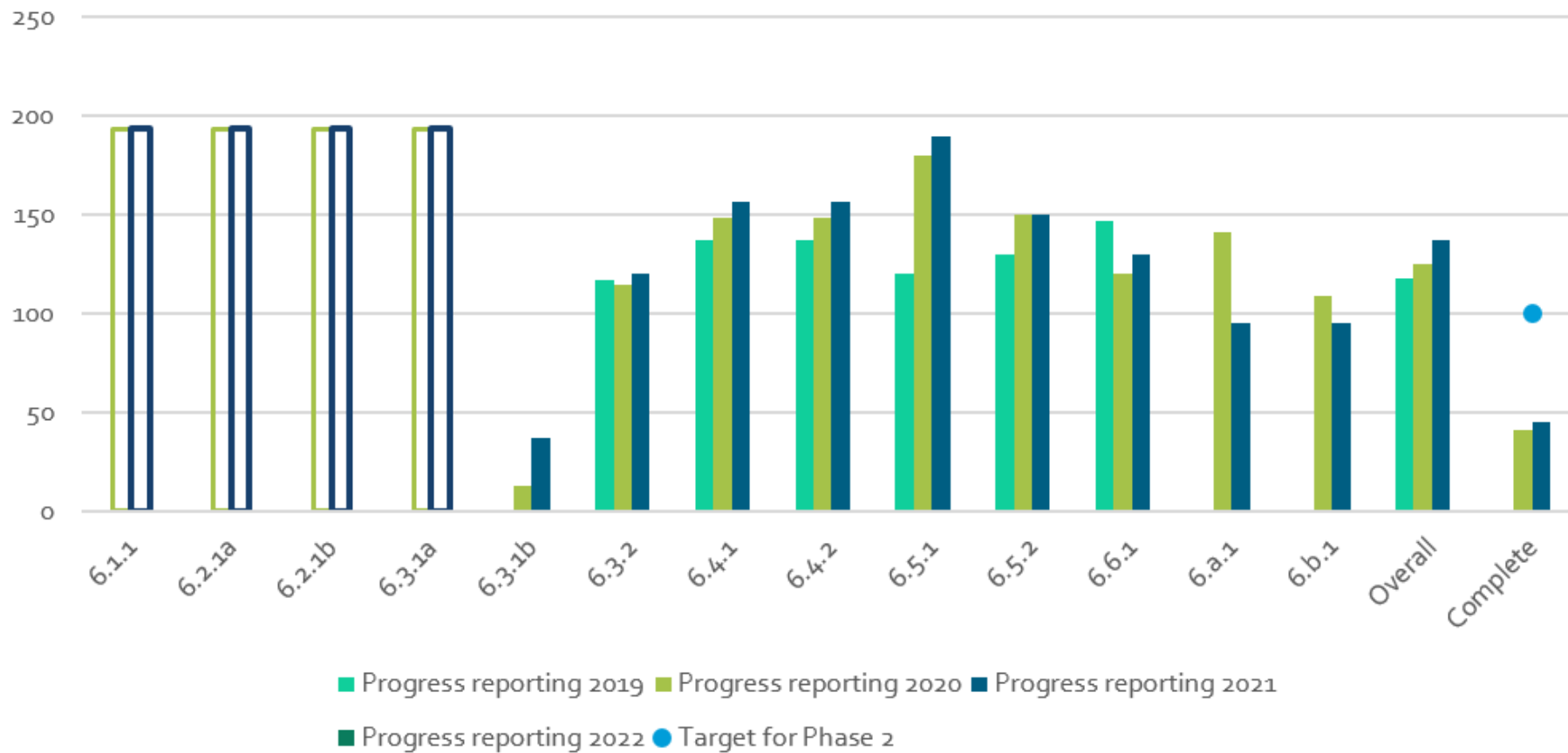
2.1 Institutional support to countries

- **Focal point database** regularly updated for most of the scopes (frequently for 6.3.1, 6.3.2, overall and NSO; occasionally for 6.1.1-6.2.1, 6.4.1-6.4.2, 6.5.1, 6.5.2 and 6.6.1; not at all for 6.a.1-6.b.1)
- **Regular communication** through five newsletters with updates about IMI-SDG6, including indicator reports launch event, indicator webinars, global workshop and survey for external review
- **Voluntary country assignment** developed and disseminated to all countries with focal points (email to all focal points in each country); as part of the assignment, countries asked to convene intersectoral monitoring team to discuss cross-cutting and institutional issues on monitoring capacity and data use (February 2022 update: assignments received from 30 countries, of which 28 seem to have followed the suggested process)
- **2nd global workshop** planning and implementation of kick-off session to introduce voluntary country assignment and communication training (138 countries registered, 101 countries attending) (February 2022 update: 148 countries registered, XX countries attending)
- **Gender contextualization** inventory of existing tools and establishment of gender expert group (27 experts), ongoing work on planning expert workshop and country pilots
- **Feedback on 2020 Data Drive** gathered from countries through indicator-specific webinars on results and external review process (interviews with focal points), as well as ongoing global workshop and voluntary country assignment

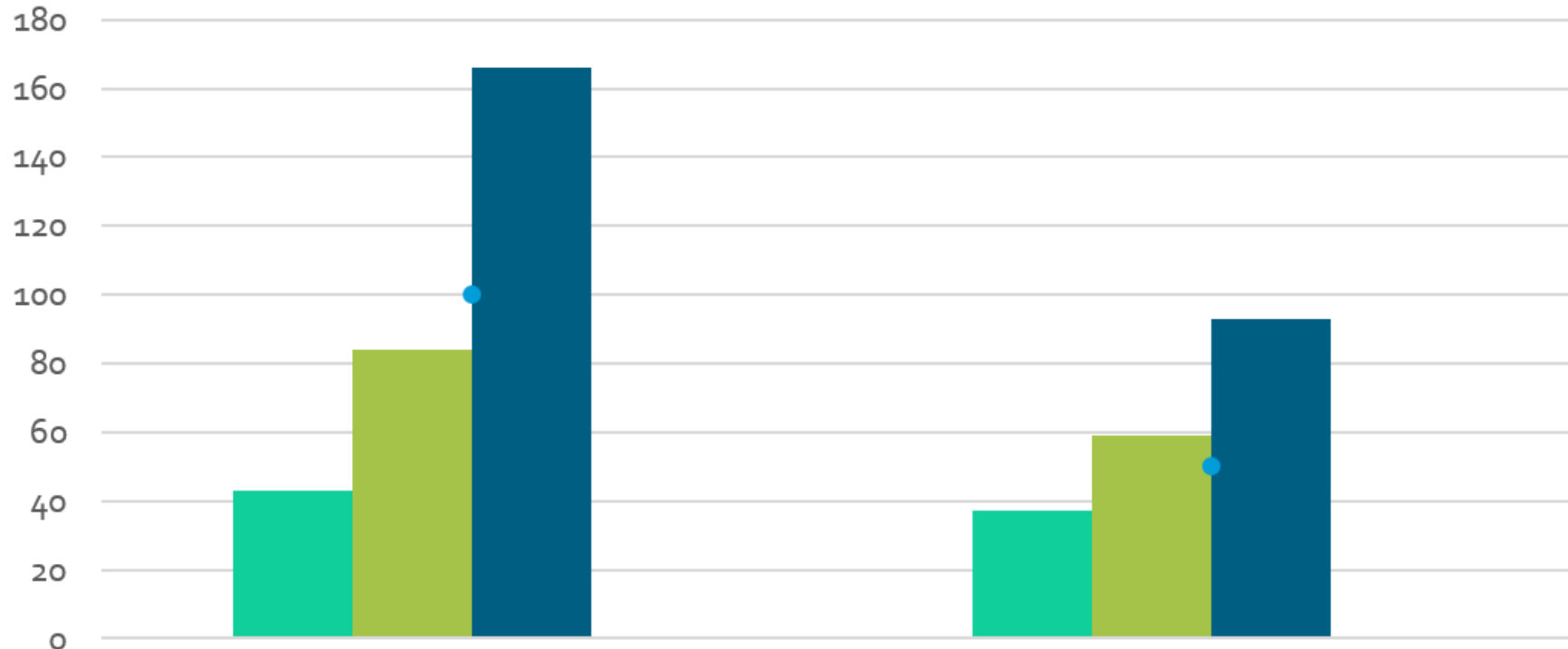


2.1 Institutional support to countries

2.1a Number of Member States with a complete and confirmed set of overall and technical focal points



2.1 Institutional support to countries



2.1b Number of Member States participating in joint SDG 6 activities (e.g. workshops, webinars, learning exchange, etc.)

2.1c2 Number of UN Member States reporting on at least 9 indicators

■ Progress reporting 2019 ■ Progress reporting 2020 ■ Progress reporting 2021
■ Progress reporting 2022 ● Target for Phase 2

Number of UN Member States attending...

LinkedIn Group: 41

Indicator Launch: 84

Indicator Webinars

September 2021: 137

2nd Global Workshop kick-off: 100

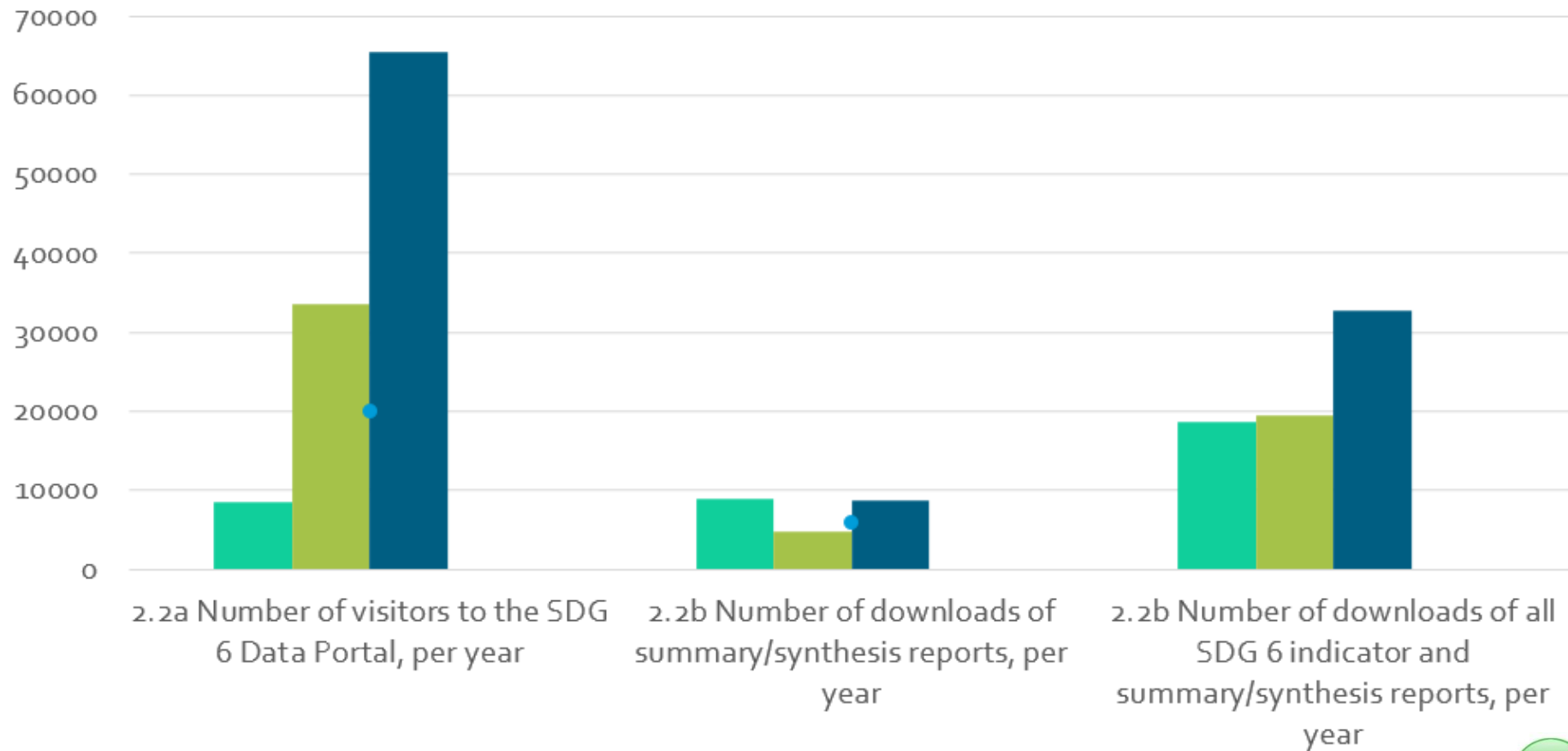


2.2 Informed policy- and decision-makers

- **SDG 6 Data Portal:** new functions and 6b1 snapshot revision released in March 2021; development of multi-language site ongoing and improved CMS-ability completed; light revision of 651 and 652 snapshots, comprehensive revision of 631 and 661 snapshots initiated; addition of wastewater datasets added, addition of institutional WASH and 661 sub-indicators ongoing; frequent updates of new data on all indicators
- **SDG 6 Summary Progress Update 2021:** launched in March 2021, key messages presented to diplomats through Friends of Water event in February, in dedicated launch event and during PGA meeting in March (at least 90 countries represented); outreach materials including infographic, social media cards, a joint PPT presentation, a storytelling site as well as a video → 8,967 downloads
- **Indicator Progress Update 2021:** Joint report production process with common theme and elements; joint launch WWW in August (with 414 participants from 90 countries); outreach materials including SC opinion piece IISD, social media cards, infographics and for a few indicators videos and a storytelling site → 11,444 downloads from UN-Water
- **Indicator webinars on 2021 progress:** Series of indicator-specific webinars in September, focusing on indicator-specific results and discussions; the 18 webinars (with Arabic, French, Russian and Spanish translation) were attended by 1110 participants from 140 countries (on average, each indicator had 185 participants from 86 countries)
- **Interlinkage analysis** postponed to phase 3, but work underway with target-level analysis and case studies for 6.3 and 6.5



2.2 Informed policy- and decision-makers



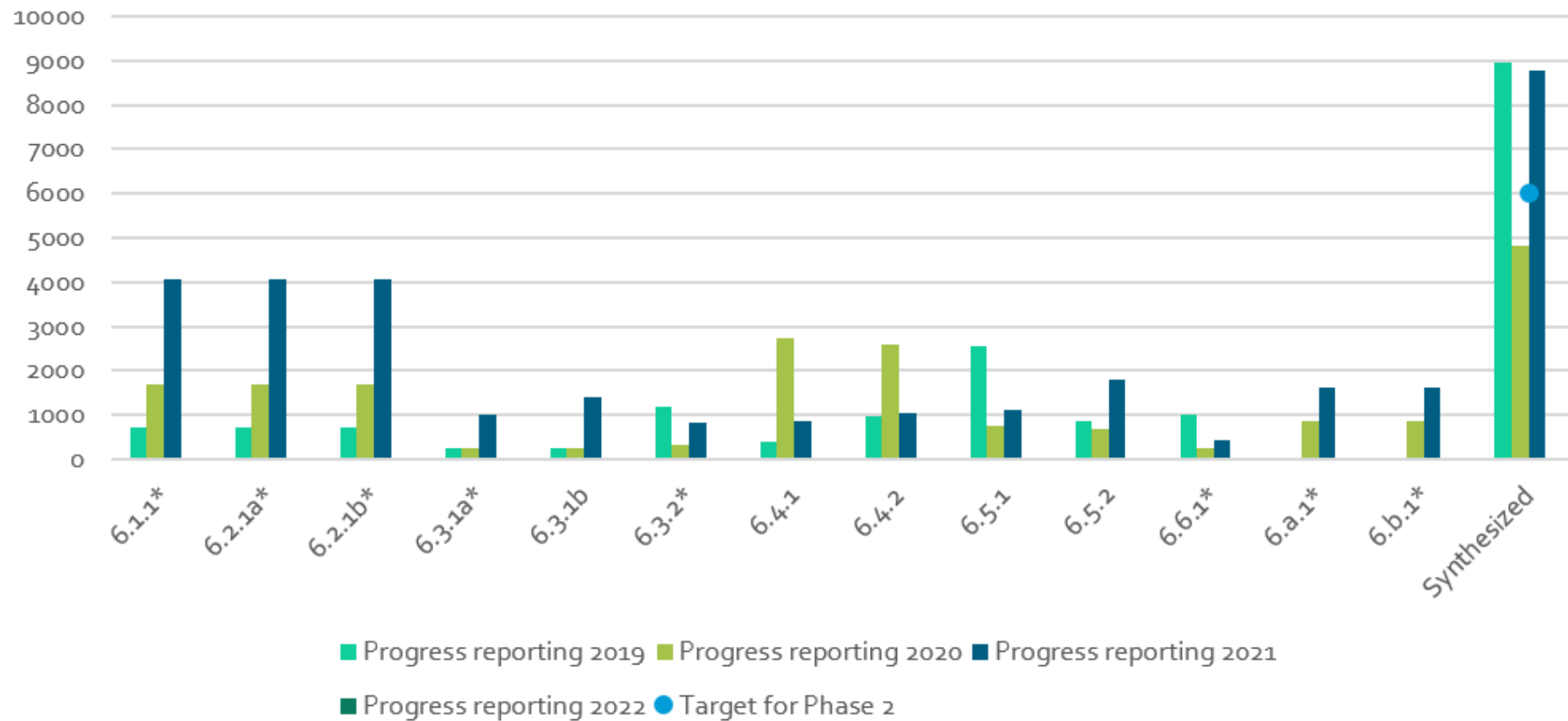
sdg6monitoring.org
32,823 unique visitors
2,000 per indicator page

■ Progress reporting 2019 ■ Progress reporting 2020 ■ Progress reporting 2021
■ Progress reporting 2022 ● Target for Phase 2

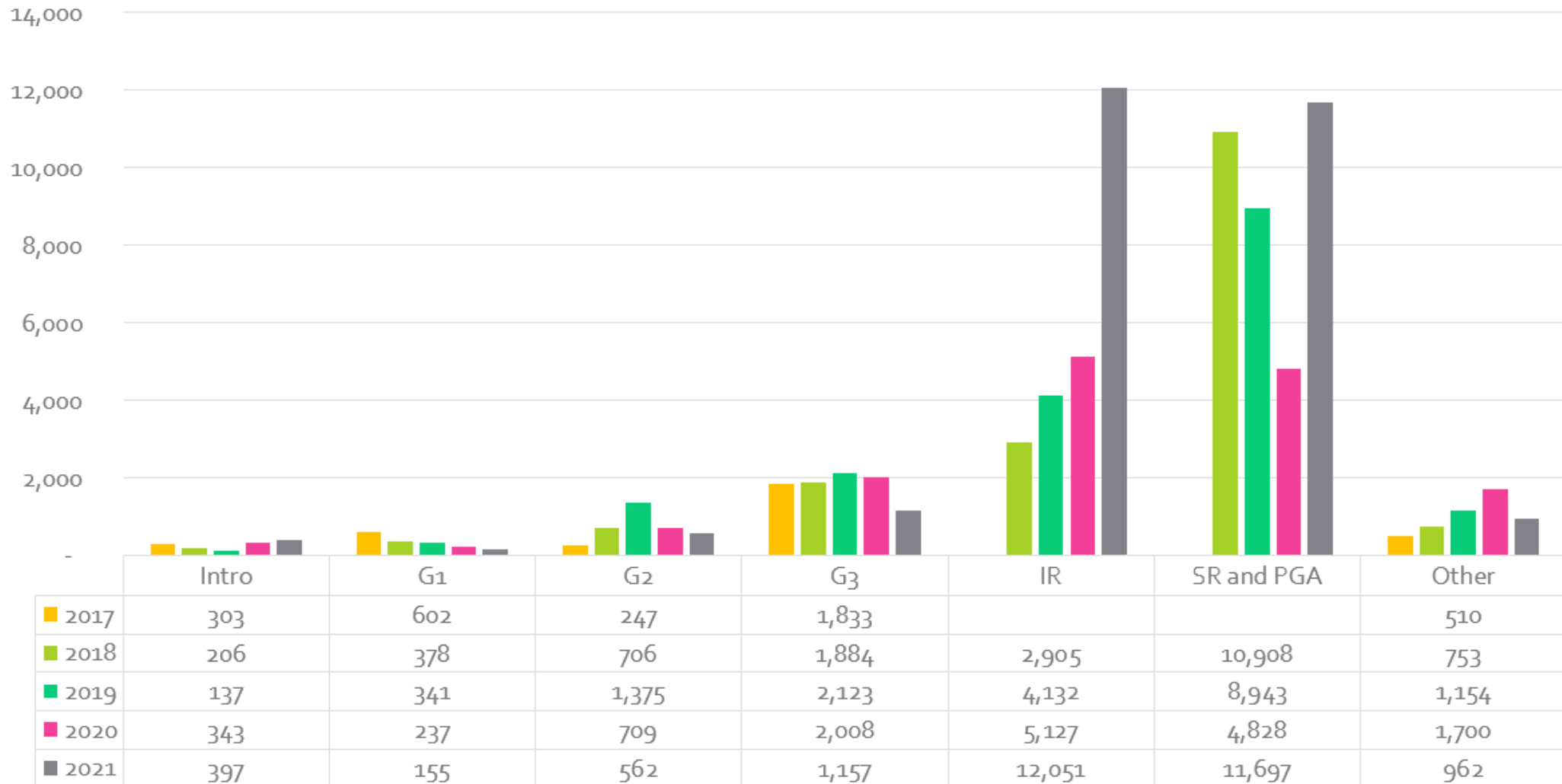


2.2 Informed policy- and decision-makers

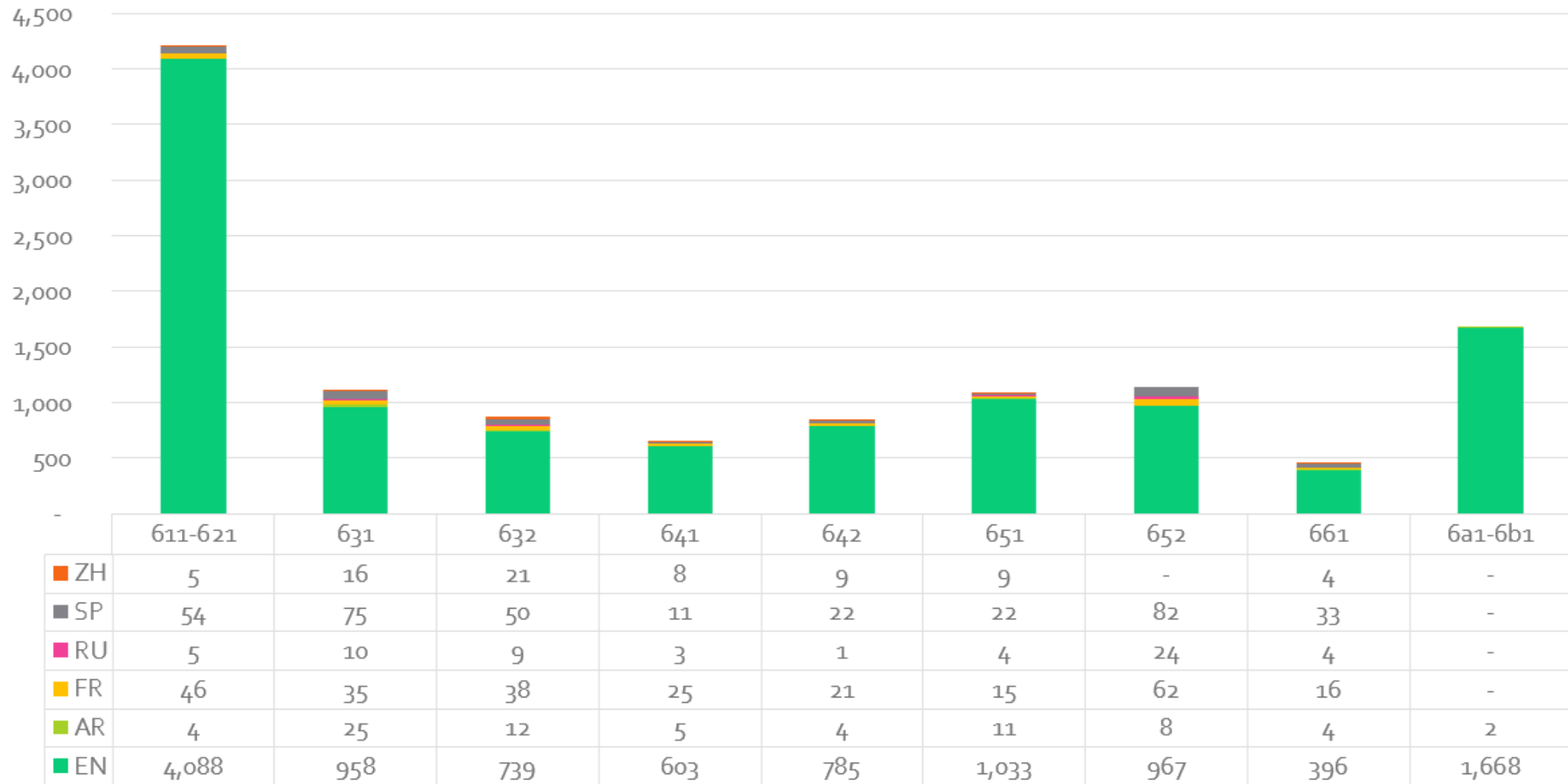
2.2b Number of downloads of all SDG 6 indicator and summary/synthesis reports, per year



Large increase in progress reports downloads

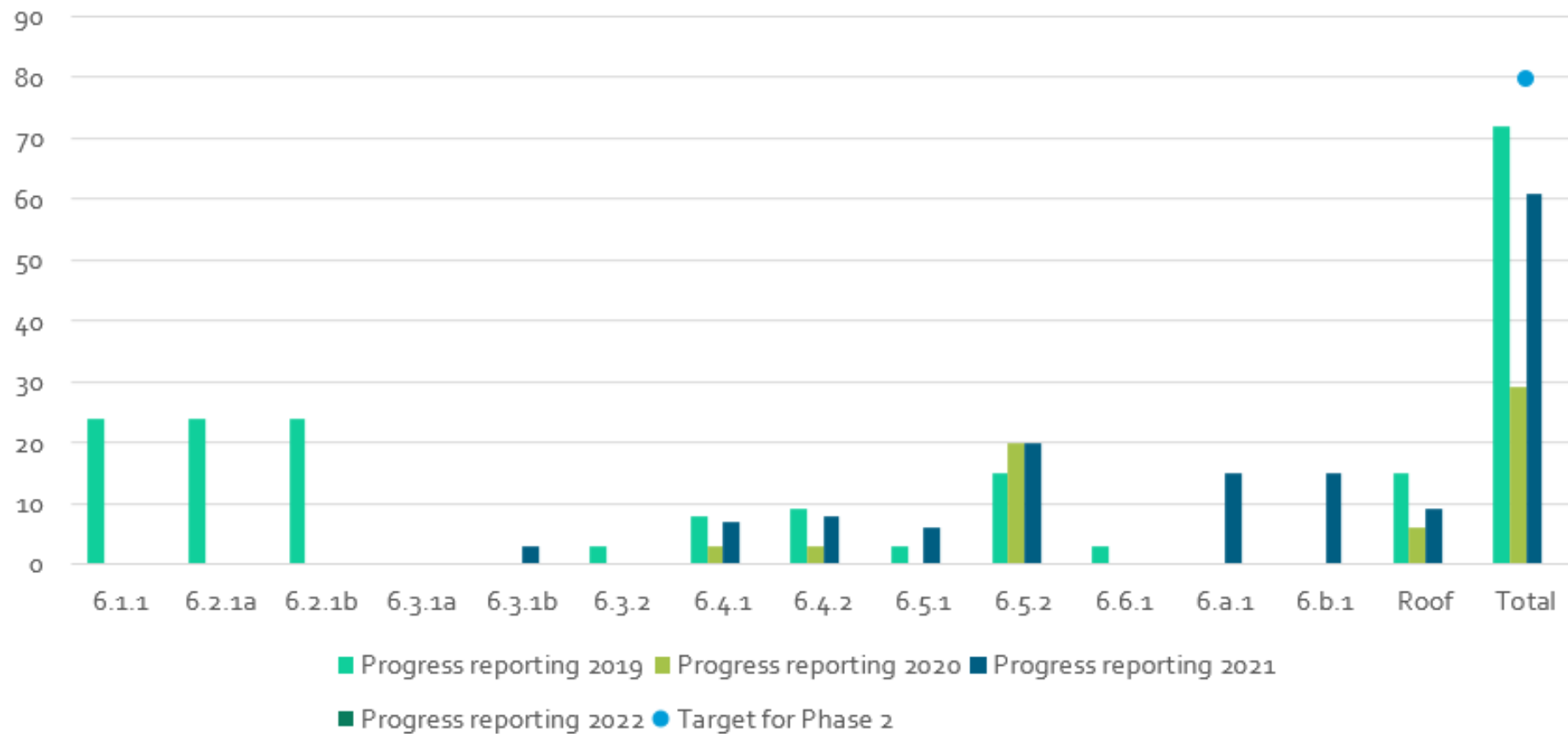


Almost all downloads in English...



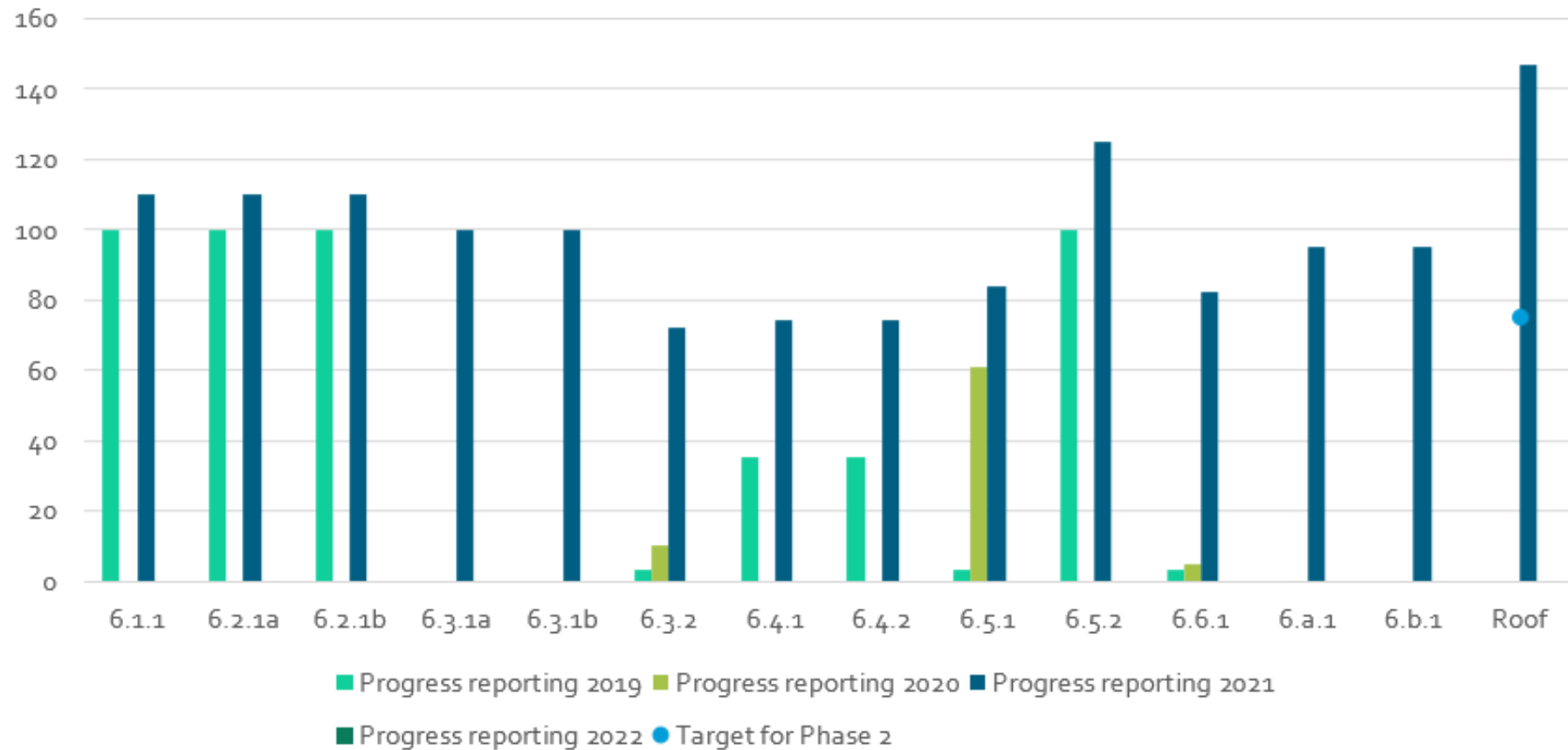
2.2 Informed policy- and decision-makers

2.2c Number of events where a UN-Water SDG 6 monitoring and reporting presentation is given, per year



2.2 Informed policy- and decision-makers

2.2d Number of Member States attending a presentation (virtual and face-to-face) of each SDG 6 indicator and summary/synthesis report



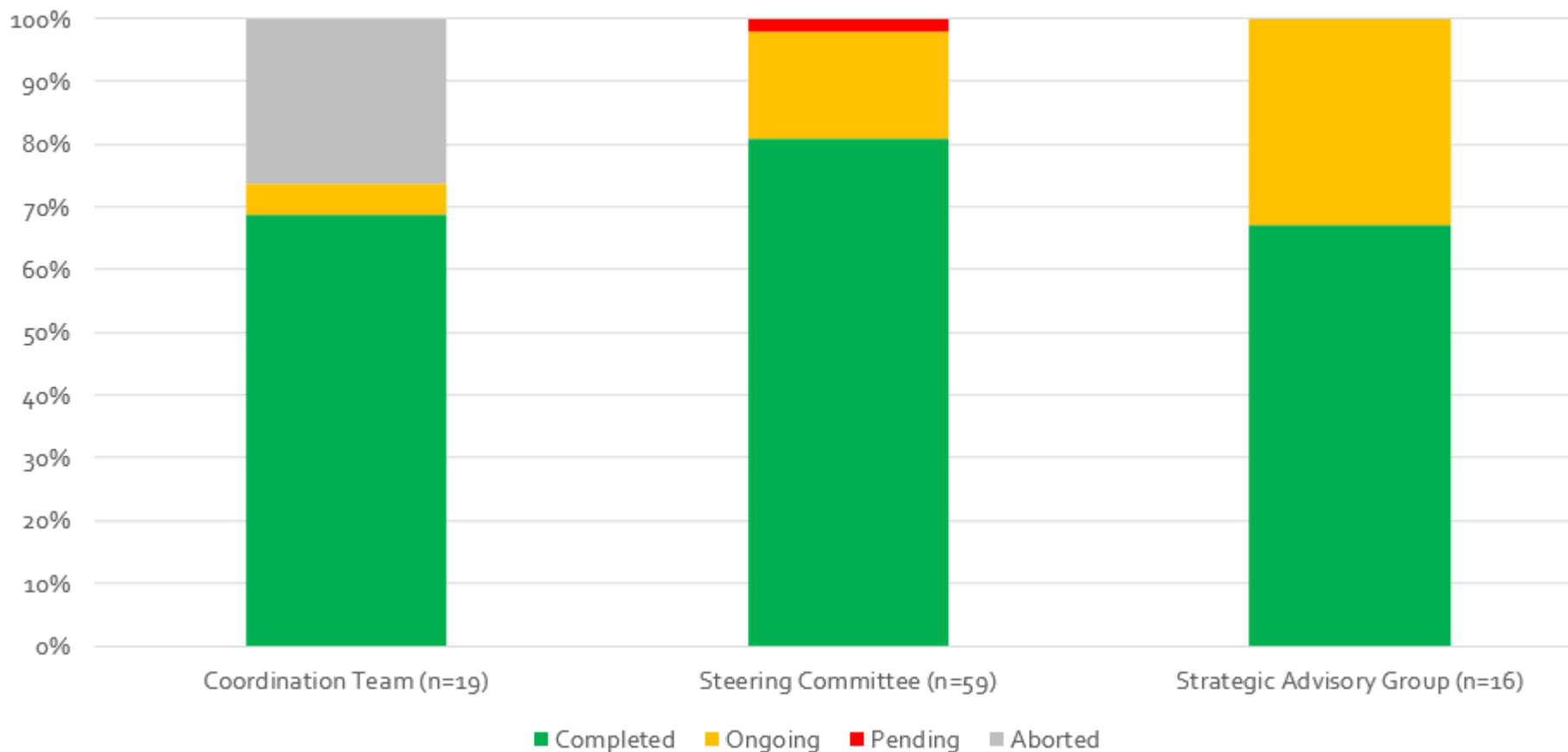
2.3 Coordinated global monitoring and reporting

- 2 SC meetings (2020 progress review and 2021 planning; phase 2 reflections and next SDG 6 synthesis report)
- 1 SAG meeting (priorities for phase 3 and gender contextualization)
- 5 CT meetings (indicator reports focus and production; SAG renewal and PGA meeting; indicator reports launch, reflection process and phase 3 planning, capacity development initiative, reporting platform; gender contextualization; schedule 2021-2022)
- 3 active working groups: PGA, gender contextualization, global workshop
- Tools for project management (Dropbox, Airtable, Outlook calendar)
- External review (online survey to all country focal points, interviews with focal points, interviews with stakeholder organisations)
- Engage with EG on country-level coordination, country acceleration case studies
- Resource mobilization guide final



2.3 Coordinated global monitoring and reporting

2.3c Proportion of action points/decisions/
recommendations followed-up on 2021

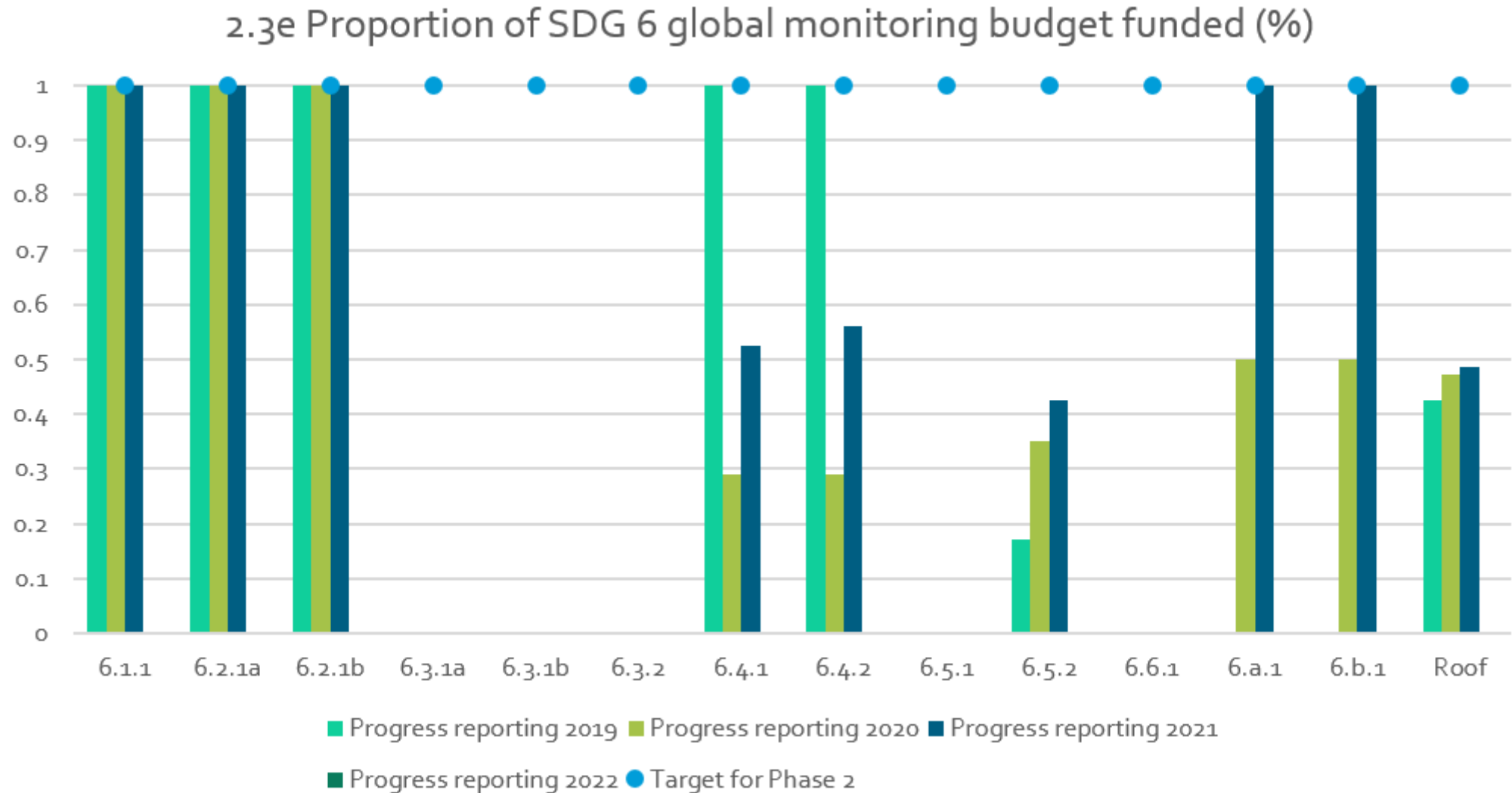


2.3a Number of annual indicator-specific workplans and workplans for joint SDG 6 activities in place, per year: 12

2.3b Number of indicator-specific and joint SDG 6 activities included in the joint calendar, per year: 46

2.3d Number of UN-Water Members and Partners and other organisations (excluding SDG 6 custodian agencies) participating in Steering Committee Open Session and/or other activities of the Initiative, per year: 30

2.3 Coordinated global monitoring and reporting



Lessons learned: Methodologies, capacity building support and data collection process

- COVID and associated travel bans and suspension of routine data collection → adaption of training materials, focusing on activities that can be done online, hybrid workshops
- Domestic and total/industrial wastewater data cannot be combined due to different methodologies + dependency on UNSD/Eurostat/OECD questionnaires and reporting cycles → encourage amendment of existing questionnaires to harmonize methodologies and definitions, revised consultative approach to directly capture national data, identify national focal points
- Lack of online reporting system, delays in the processing of data → development process is ongoing
- Financial sustainability, activities only possible thanks to additional funding from agencies → engage regional offices to build on existing networks for reporting
- Challenge reaching correct focal points → use contacts from other indicator teams/overall focal points
- Interactions with the OFPs have lost their momentum due to lack of face-to-face meetings, underrepresentation of TFPs in online joint events → need model for continuous engagement, invite all focal points to stakeholder consultations + global workshop
- Challenge for countries to submit before hard deadline → report anytime approach



Lessons learned: Country technical capacity

- Large data gaps remain, e.g. for drinking water quality, the emptying and treatment of excreta, wastewater treatment, ambient water quality, aquifer cooperation → increased focus on estimates, modelled data, earth observations and citizen's science
- But in-situ data essential to validate outputs from these approaches!
- Allowing countries with few data points to report lowers the bar for reporting, at the expense of data quality, e.g. for 632
- Data from sub-national and city level are not centrally reported at the national level, e.g. for 631 → direct outreach to developed countries who should be able to report + pilots in a few countries to stimulate other countries to follow suite
- Asking countries to report is an in-depth scoping exercise of country capacity needs
- Delegation of work to agency regional/country offices, followed up with monthly calls to colleagues, to make reporting process more efficient and effective
- Lack of transboundary stakeholder consultations during the reporting process



Lessons learned: Country institutional capacity

- Country requests to agencies for broader involvement in the monitoring system and for participation in national activities to discuss the monitoring of the Goal 6 in an integrated manner + many countries interested in intersectoral monitoring processes, although focal points remain unconnected → UN has a role to play as a convener, IWRM stakeholder consultations to convey cross-sectoral dialogue in countries
- One-to-one engagement with countries powerful for engagement over time, although expensive seems to be a good investment (e.g. pilots and seed grants)
- Demand of gender mainstreaming in water resources management; call for external Gender Experts very positive, could be a model to rollout gender approaches at country level
- Work with NSOs to make sure that SDG 6 indicator data are included in national databases
- Relationship with UN country teams important, to facilitate contacts and reporting and mainstream data into common country analyses and UN Sustainable Development Cooperation Framework Guidance
- SDG 6 reporting helps establish a common understanding of the situation (within and across countries) and trigger action plans and implementation
- Engagement with existing partners increase visibility and impact of data results
- Empower focal points to do more outreach themselves with the help of templates



Lessons learned: Reports and analysis

- Reporting across indicators and of additional information can be used for deeper analysis of cooperation enhancement and to cross-validate responses
- Need to solicit feedback on report from other sources than UN-Water Members and Partners, since they are overloaded with very many reports in the same time
- Regional reports in collaboration with regional commissions and organisations allow for more in-depth analysis and recommendations that can more readily be taken up in policy processes and regional/national action planning
- Data to be contextualized with other data to be actionable, e.g. population, land use/cover, climate change and governance, at basin scale
- Gender contextualisation work as model how IMI can broaden/deepen its scope for other types of contextualisation (e.g. climate); call for external gender experts very positive, scope for engaging beyond the immediate SDG 6 community on specific topics, useful for IMI and UN-Water more broadly in the future



Lessons learned: Communication and data use

- Virtual meetings working surprisingly well, engaging a larger number of stakeholders and resulting in large increase in downloads and data portal visitors (together with social media outreach)
- Relatively low uptake of progress report, relatively low webinar attendance → identification of additional user groups; more time to inform about events
- PGA meeting confirmed importance of punchy and sticky key messages on overall progress (e.g. efforts must quadruple)
- Challenges communicating freshwater ecosystem data in an actionable format, and partial progress on treatment of domestic wastewater vs. total/industrial
- Most outreach still targeted to water people → develop specific communications products to engage with other sectors; engage with regional organisations to access financing and policy domain
- Encourage international donors and financial institutions to use SDG 6 data to identify gaps

